

## SKYLINE AIR S

### Features

- > Sleek, low-profile and aerodynamic design with only 8.3KG mass makes the product one of the thinnest and lightest LED lightbars on the market .
- > Latest LED reflective technology, pwm frequency-converting techniques and 12/24V feature high lighting performance, low amp draw, and wide application scenarios .
- > Available in single and dual color models.
- > 7 length options: 27", 34", 41", 48", 55", 62" and 69".
- > Anti-cracking, anti-yellowing polycarbonate lens delivers great weather resistance
- > Up-graded lens seal technology features excellent weather protection from worldwide 12 climates with IPX8 and IP9K rating against water and dust ingress
- > Aluminum chassis and patented thermal technology guarantee LEDs run as cool as possible and consistent lighting output
- > Simplified and highly integrated structure for easier assembly and maintenance
- > Versatility: Customizable configuration includes takedown, traffic adviser, dim, cruise, alley, work light, flood mode, and stop/tail/turn. Whatever functions you need you can find them in one unit; Skyline Air S helps to reduce your inventory.
- > Safer and hand-free Operation: Wire lightbar with corresponding vehicle function wires in parallel to sync turn, tail & stop.

- > Smart Park Mode: Automatically reduce the brightness and flashing frequency after pulling the handbrake to prevent the flashing from dazzling the passer-by and create a safer duty environment;
- > Sync with the 911 Signal lighthouse series at ease and make your vehicle more recognizable in darkness
- > Compatibility: CANBUS port allows Skyline Air S to communicate with your other CANBUS devices at ease.
- > Perfect for Police Sedan, SUV, Ambulance, Fire Engine, Trailer, etc.

### Certifications

- > Meets ECE R10, ECE R65 TA2, TB2 and SAE Class1
- > IP LEVEL: IPX8, IPX9K

### Specifications

- > 12-24 VDC
- > Flash Pattern: 62
- > Operating Temp: -30~70°C
- > Mounting: Hook Mount; Permanent Mount
- > Size: 41.2mm (H), 220mm (W)
- > Standard length: 41" (1208.6mm), 48" (1208.6mm), 55" (1383.6mm), 62" (1558.6mm), and 69" (1733.5mm)

### 911 Signal Technology Inc.

China Office

Tel: +86-574-89017911

Fax: +86-574-82822560

Email: sales@911signal.com

France Office

Tel: +33(0)659163209

Email: euoffice@911signalgroup.com

www.911signal.com



DIAGRAM	LENGTH	ITEM#	AL	TD	TA	STT	CRUISE ALL	CRUISE CORNER	SMART PARK	DIM	FLOOD ALL	FLOOD FRONT	FLOOD REAR	FLOOD F/C	FLOOD R/C	FRONT CORNERS	REAR CORNERS	SYNC R1/R2/L1/L2	
<b>FRONT</b>																			
	41" 1033.4mm	014501TBW+STT	✓	✓	NO	●	✓	✓	✓	✓	NO	✓	NO	NO	NO	✓	✓	✓	
		014502TAW+STT	✓	✓	✓	●	✓	✓	✓	✓	✓	✓	NO	NO	✓	✓	✓	✓	
		014503TBW	✓	✓	NO	NO	✓	✓	✓	✓	✓	✓	✓	✓	✓	✓	✓	✓	✓
		014504TBW(A)	✓	✓	✓	NO	✓	✓	✓	✓	✓	✓	✓	✓	✓	✓	✓	✓	✓
	48" 1208.6mm	014301TAW+STT	✓	✓	✓	●	✓	✓	✓	✓	✓	✓	NO	NO	✓	✓	✓	✓	
		014302TAW+STT(A)	✓	✓	✓	●	✓	✓	✓	✓	✓	✓	NO	NO	✓	✓	✓	✓	
		014303TBW(A)	✓	✓	✓	NO	✓	✓	✓	✓	✓	✓	NO	NO	✓	✓	✓	✓	
		014303TB/RW(A)	✓	✓	✓	NO	✓	✓	✓	✓	✓	✓	NO	NO	✓	✓	✓	✓	
		014304TBW(A)+STT	✓	✓	NO	●	✓	✓	✓	✓	✓	✓	NO	NO	✓	✓	✓	✓	
		014304TB/RW(A)+STT	✓	✓	NO	●	✓	✓	✓	✓	✓	✓	NO	NO	✓	✓	✓	✓	
		014305TBW(A)+STT(R)	✓	✓	NO	●	✓	✓	✓	✓	✓	✓	NO	NO	✓	✓	✓	✓	
		014305TB/RW(A)+STT(R)	✓	✓	NO	●	✓	✓	✓	✓	✓	✓	NO	NO	✓	✓	✓	✓	

- **AL:** Alley lights: pair of side facing white LED alley lights
- **TD:** white takedown lights
- **TA:** Traffic Adviser: rear facing directional scrolling lights
- **STT:** Stop/Tail/Turn lights: pair of rear facing LED signal lights; amber/red for EU model and red for US model
- **CRUISE ALL:** all modules (50% brightness); flash once every 3 seconds
- **CRUISE CORNER:** corner modules (50% brightness)
- **SMART PARK:** the warning mode 1/2 dims to 50% brightness with 60fpm single flash
- **DIM:** dimming the lightbar (TA/TD/AL/flood not affected)
- **FLOOD ALL:** activates all flood modules

- **FLOOD FRONT:** activates flood mode of front facing modules
- **FLOOD REAR:** activates flood mode of rear facing modules
- **FLOOD F/C:** activates the flood mode of front facing modules & corners
- **FLOOD R/C:** activates the flood mode of rear facing modules & corners
- **FRONT CORNERS:** activates front-facing flashing modules and corners (available when warning mode 1/2/3 is activated)
- **REAR CORNERS:** activates rear-facing flashing modules and corners (available when warning mode 1/2/3 is activated)
- **SYNC R1/R2/L1/L2:** sync with other 911 Signal lightheads through correct wiring

## 911 Signal Technology Inc.

China Office

Tel: +86-574-89017911

Fax: +86-574-82822560

Email: sales@911signal.com

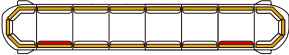
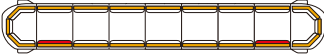

France Office

Tel: +33(0)659163209

Email: euoffice@911signalgroup.com

www.911signal.com



DIAGRAM	LENGTH	ITEM#	AL	TD	TA	STT	CRUISE ALL	CRUISE CORNER	SMART PARK	DIM	FLOOD ALL	FLOOD FRONT	FLOOD REAR	FLOOD F/C	FLOOD R/C	FRONT CORNERS	REAR CORNERS	SYNC R1/R2/L1/L2	
<p style="text-align: center;">FRONT</p> 	<p style="text-align: center;">55" 1383.6mm</p>	014601TAW +STT(R)	✓	✓	✓	●	✓	✓	✓	✓	✓	✓	✓	✓	✓	✓	✓	✓	
		014602TAW +STT	✓	✓	✓	●	✓	✓	✓	✓	✓	✓	✓	✓	✓	✓	✓	✓	✓
		014603TBW +STT	✓	✓	✓	●	✓	✓	✓	✓	✓	✓	✓	✓	✓	✓	✓	✓	✓
		014604TBW (A)	✓	✓	✓	NO	✓	✓	✓	✓	✓	✓	NO	NO	✓	✓	✓	✓	✓
	<p style="text-align: center;">62" 1558.6mm</p>	014701TAW +STT(R)	✓	✓	NO	●	✓	✓	✓	✓	✓	✓	✓	✓	✓	✓	✓	✓	
		014702TAW +STT	✓	✓	✓	●	✓	✓	✓	✓	✓	✓	✓	✓	✓	✓	✓	✓	✓
		014703TBW +STT	✓	✓	NO	●	✓	✓	✓	✓	✓	✓	✓	✓	✓	✓	✓	✓	✓
	<p style="text-align: center;">69" 1733.5mm</p>	014801TAW +STT(R)	✓	✓	✓	●	✓	✓	✓	✓	✓	✓	✓	✓	✓	✓	✓	✓	
		014802TAW +STT	✓	✓	✓	●	✓	✓	✓	✓	✓	✓	✓	✓	✓	✓	✓	✓	✓
		014803TBW +STT	✓	✓	NO	●	✓	✓	✓	✓	✓	✓	✓	✓	✓	✓	✓	✓	✓

- **AL:** Alley lights: pair of side facing white LED alley lights
- **TD:** white takedown lights
- **TA:** Traffic Adviser: rear facing directional scrolling lights
- **STT:** Stop/Tail/Turn lights: pair of rear facing LED signal lights; amber/red for EU model and red for US model
- **CRUISE ALL:** all modules (50% brightness); flash once every 3 seconds
- **CRUISE CORNER:** corner modules (50% brightness)
- **SMART PARK:** the warning mode 1/2 dims to 50% brightness with 60fpm single flash
- **DIM:** dimming the lightbar (TA/TD/AL/flood not affected)
- **FLOOD ALL:** activates all flood modules

- **FLOOD FRONT:** activates flood mode of front facing modules
- **FLOOD REAR:** activates flood mode of rear facing modules
- **FLOOD F/C:** activates the flood mode of front facing modules & corners
- **FLOOD R/C:** activates the flood mode of rear facing modules & corners
- **FRONT CORNERS:** activates front-facing flashing modules and corners (available when warning mode 1/2/3 is activated)
- **REAR CORNERS:** activates rear-facing flashing modules and corners (available when warning mode 1/2/3 is activated)
- **SYNC R1/R2/L1/L2:** sync with other 911 Signal lightheads through correct wiring

## 911 Signal Technology Inc.

China Office  
Tel: +86-574-89017911  
Fax: +86-574-82822560  
Email: sales@911signal.com

France Office  
Tel: +33(0)659163209  
Email: euoffice@911signalgroup.com  
www.911signal.com

